

▲ A3124MCG100E

- 1Gbps Ethernet interface , max 100m transmission
- 128MB on-board frame buffer
- Support multiple image data formats
- Software trigger/Hardware trigger/Free run mode
- Compatible with GigE Vision V2.0 protocol and GenICam standard



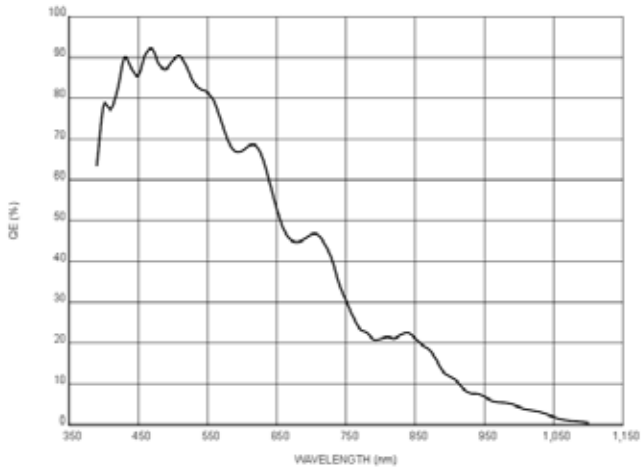
Specification

Model	Sensor	Sensor type	Shutter	Resolution	Frame rate (fps)	Bit depth	Interface	Mono/ Color	Pixel size (μ m)	Sensor size
A3124MG100E	AR0135	CMOS	Global	1280*960	54	12	GigE	Mono	3.75*3.75	1/3"
A3124CG100E	AR0135	CMOS	Global	1280*960	54	12	GigE	Color	3.75*3.75	1/3"

Model	A3124MG100E	A3124CG100E
Effective Pixels	1.2MP	
SNR	40.7dB	
Dynamic Range	71.1dB	
GPIO	6 pin Hirose: 1 Opto-isolated input, 1 Opto-isolated output,1 configurable input/output without opto isolation	
Image Format	Mono:Mono8/10/10Packed/12/12Packed Color:Mono8,BayerRG8/10/10Packed/12/12Packed,BayerGB8/10/10Packed/12/12Packed,RGB8Packed,YUV422Packed	
Binning	Mono:Support Color:not support	
Gain	x1~x32	
Gamma	Range from 0 to 4,support LUT	
Exposure Time	18.7uS~1S	
Trigger Mode	Software trigger/Hardware trigger/Free run mode	
Image Buffer	64MB	
User Setting	Support two sets of user-defined configurations	
Dimensions	29mm*29mm*29mm(not including lens mount and rear case connector)	
Weight	60g	
Power Supply	DC power supply by Hirose connector,with voltage range from 6V to 26V	
Power Consumption	12V≈2.8W	
Lens Mount	C	
Temperature	Storage temperature:-30° C~ + 80° C; Operation temperature:-30° C~+50° C	

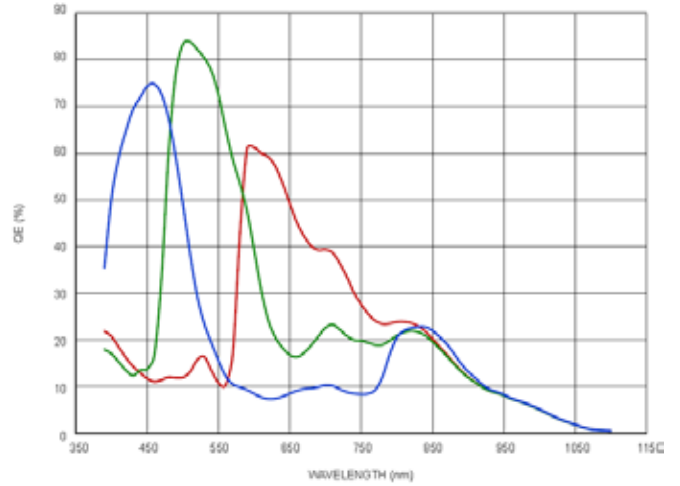
Spectrogram

A3124MG100E



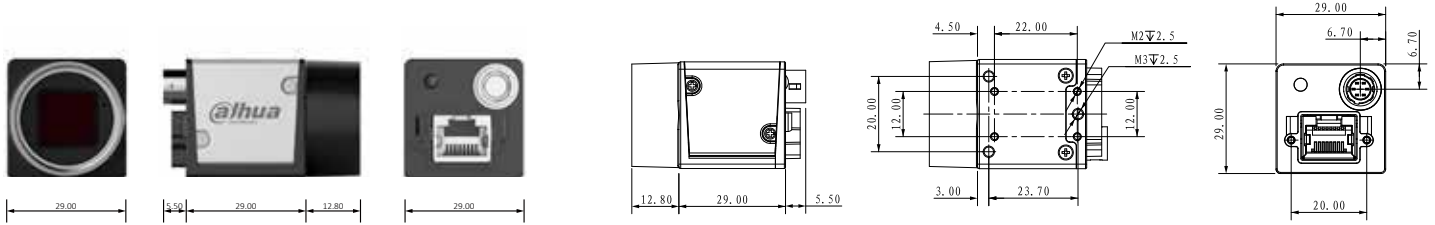
Quantum Efficiency Curve for Mono Sensor

A3124CG100E

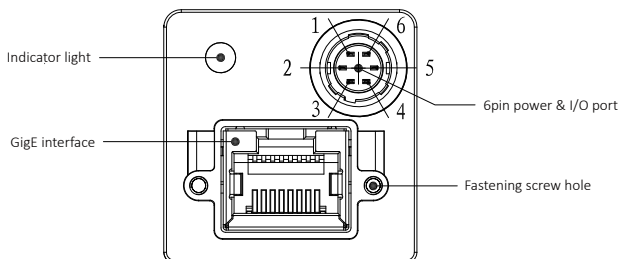


Quantum Efficiency Curve for Color Sensor

Dimensions



IO Interface Instruction



Pin	Signal	Description
1	Power	DC 6V-26V input
2	Line1	Opto-isolated input
3	Line2	Configurable IO input/output
4	Line0	Opto-isolated output
5	IO GND	Opto-isolated ground
6	GND	Ground