

▲ A3504M/CG100E

- 1Gbps Ethernet interface , max 100m transmission
- 128MB on-board frame buffer
- Support multiple image data formats
- Software trigger/Hardware trigger/Free run mode
- Compatible with GigE Vision V2.0 protocol and GenICam standard



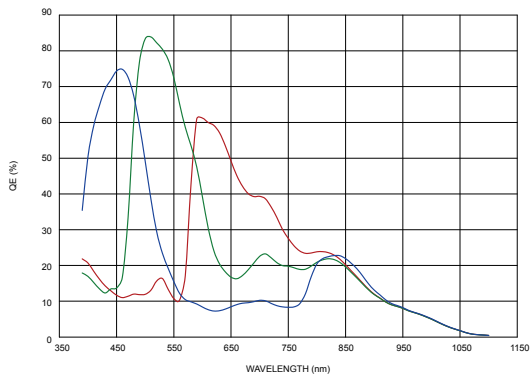
Specification

| Model | Sensor | Sensor type | Shutter | Resolution | Frame rate (fps) | Bit depth | Interface | Mono/Color | Pixel size (μ m) | Sensor size |
|-------------|--------|-------------|---------|------------|--------------------|-----------|-----------|------------|--------------------|-------------|
| A3504MG100E | AR0521 | CMOS | Rolling | 2592x1944 | 23 | 12 | GigE | Mono | 2.2x2.2 | 1/2.5" |
| A3504CG100E | AR0521 | CMOS | Rolling | 2592x1944 | 23 | 12 | GigE | Color | 2.2x2.2 | 1/2.5" |

| Model | A3504MG100E | A3504CG100E |
|-------------------|---|--|
| Effective Pixels | 5.0MP | |
| SNR | >38dB | |
| Dynamic Range | 60dB | |
| GPIO | 6 pin Hirose: 1 Opto-isolated input, 1 Opto-isolated output, 1 configurable input/output without opto isolation | |
| Image Format | Mono8/10/10Packed/12/12Packed | Mono8,BayerRG8/10/10Packed/12/12Packed,BayerGB8/10/10Packed/12/12Packed,YUV422Packed |
| Binning | Support | -- |
| Gain | X1~X32 | |
| Gamma | Range from 0 to 4,support LUT | |
| Exposure Time | 21.5μs~1s | |
| Trigger Mode | Software trigger/Hardware trigger/Free run mode | |
| Image Buffer | 64MB | |
| User Setting | Support two sets of user-defined configurations | |
| Dimensions | 29mmx29mmx29mm(not including lens mount and rear case connector) | |
| Weight | 60g | |
| Power Supply | DC power supply by Hirose connector,with voltage range from 6V to 26V | |
| Power Consumption | 12V≈2.8W | |
| Lens Mount | C | |
| Temperature | Storage temperature:-30° C~ + 80° C; Operation temperature:-30° C~+50° C | |

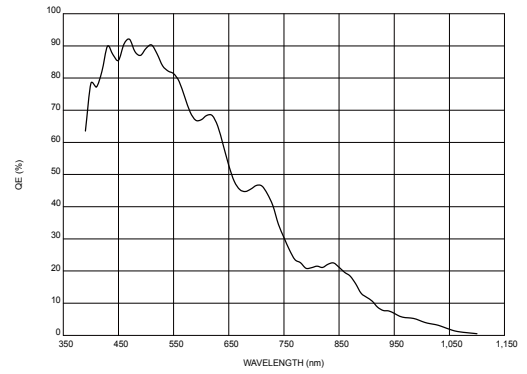
Spectrogram

A3504CG100E



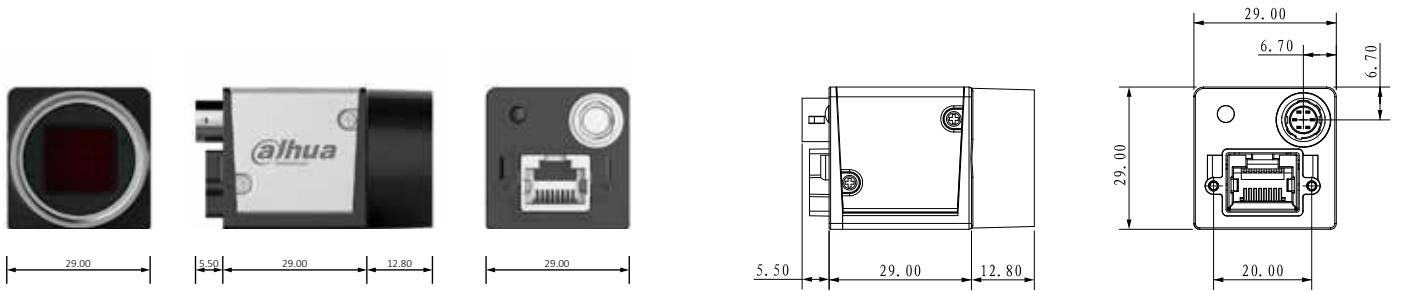
Quantum Efficiency Curve for Mono and Color Sensor

A3504MG100E

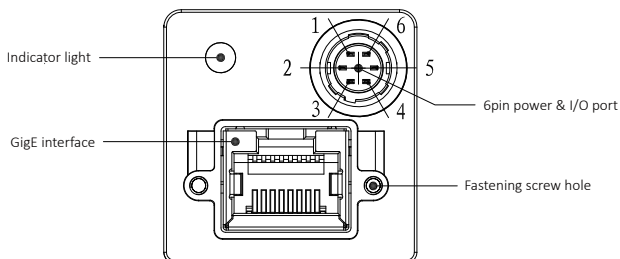


Quantum Efficiency Curve for Mono Sensor

Dimensions



IO Interface Instruction



| Pin | Signal | Description |
|-----|--------|------------------------------|
| 1 | Power | DC 6V-26V input |
| 2 | Line1 | Opto-isolated input |
| 3 | Line2 | Configurable IO input/output |
| 4 | Line0 | Opto-isolated output |
| 5 | IO GND | Opto-isolated ground |
| 6 | GND | Ground |

CAM-DHUA12-08/2019 · Subject to technical change without notice. No liability is accepted for errors which may be contained in this document.