

▲ A7A20M/CG9E

- 1Gbps Ethernet interface , max 100m transmission
- 128MB on-board frame buffer
- Support multiple image data formats
- Conform to CE, FCC, RoHS certifications
- Software trigger/Hardware trigger/Free run mode
- Compatible with GigE Vision V2.0 protocol and GenICam standard



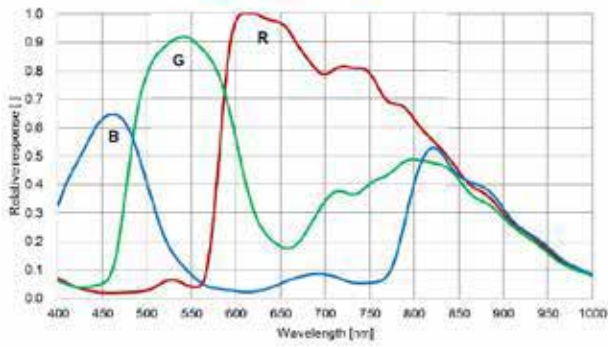
Specification

Model	Sensor	Sensor type	Shutter	Resolution	Frame rate (fps)	Bit depth	Interface	Mono/Color	Pixel size (μ m)	Sensor size
A7A20MG9E	IMX304	CMOS	Global	4096x3000	9	12	GigE, POE	Mono	3.45x3.45	1.1"
A7A20CG9E	IMX304	CMOS	Global	4096x3000	9	12	GigE, POE	Color	3.45x3.45	1.1"

Model	A7A20MG9E	A7A20CG9E
Effective Pixels	12.3MP	
SNR	>38dB	
Dynamic Range	70dB	
GPIO	6 pin Hirose: 1 Opto-isolated input, 1 Opto-isolated output	
Image Format	Mono8/10/10Packed/12/12Packed	BayerGB8/10/10Packed, YUV422Packed Mono8, BayerRG8/10/10Packed
Binning	Support	--
ROI	Support	
Gain	0dB~48dB	
Gamma	Range from 0 to 4, support LUT	
Exposure Time	48μs~1s	
Trigger Mode	Software trigger/Hardware trigger/Free run mode	
Image Buffer	128MB on-board buffer	
User Setting	Support two sets of user-defined configurations	
Dimensions	29mmx44mmx58mm(not including lens mount and rear case connector)	
Weight	100g	
Power Supply	POE/DC power supply by Hirose connector, with voltage range from 6V to 26V	
Power Consumption	12V≈3.2W	
Lens Mount	C	
Temperature	Storage temperature:-30° C~ + 80° C; Operation temperature:-30° C~+50° C	

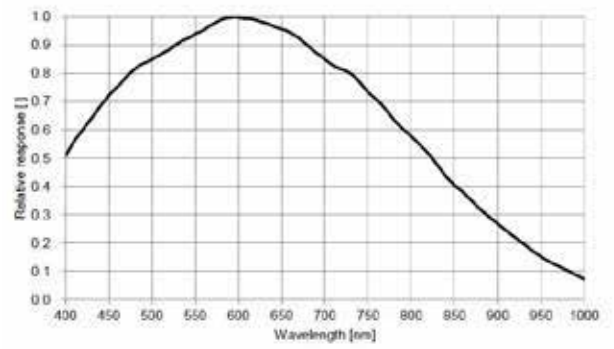
Spectrogram

A7A20CG9E



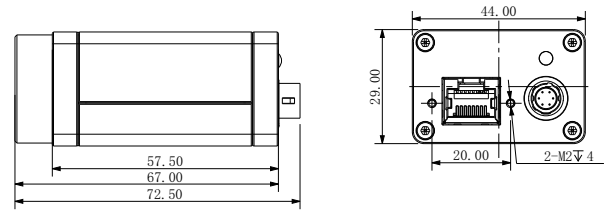
Quantum Efficiency Curve for Mono and Color

A7A20MG9E

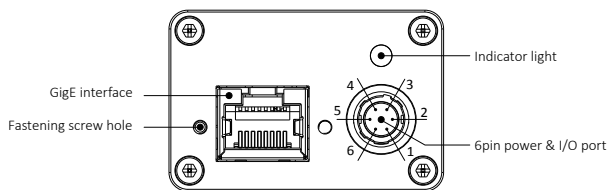


Quantum Efficiency Curve for Mono Sensor

Dimensions



IO Interface Instruction



Pin	Signal	Description
1	Power	DC 6V-24V input
2	Line1	Opto-isolated input
3	Line2	NA
4	Line0	Opto-isolated output
5	IO GND	Opto-isolated ground
6	GND	Power ground