

▲ A7900M/CG13E

- 1Gbps Ethernet interface , max 100m transmission
- 128MB on-board frame buffer
- Support multiple image data formats
- Conform to CE, FCC, RoHS certifications
- Software trigger/Hardware trigger/Free run mode
- Compatible with GigE Vision V2.0 protocol and GenICam standard



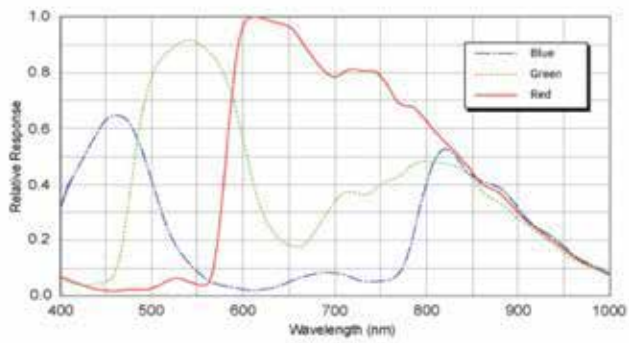
Specification

Model	Sensor	Sensor type	Shutter	Resolution	Frame rate (fps)	Bit depth	Interface	Mono/Color	Pixel size (μ m)	Sensor size
A7900MG13E	IMX267	CMOS	Global	4096x2160	13	12	GigE, POE	Mono	3.45x3.45	1"
A7900CG13E	IMX267	CMOS	Global	4096x2160	13	12	GigE, POE	Color	3.45x3.45	1"

Model	A7900MG13E	A7900CG13E
Effective Pixels	9MP	
SNR	>38dB	
Dynamic Range	70dB	
GPIO	6 pin Hirose: 1 Opto-isolated input, 1 Opto-isolated output, 1 configurable input/output without opto isolation	
Image Format	Mono8/10/10Packed	BayerGB8/10/10Packed, YUV422Packed Mono8, BayerRG8/10/10Packed
Binning	Support	--
ROI	Support	
Gain	0dB~48dB	
Gamma	Range from 0 to 4,support LUT	
Exposure Time	1μs~1s	
Trigger Mode	Software trigger/Hardware trigger/Free run mode	
Image Buffer	128MB on-board buffer	
User Setting	Support two sets of user-defined configurations	
Dimensions	29mmx44mmx58mm(not including lens mount and rear case connector)	
Weight	100g	
Power Supply	POE/DC power supply by Hirose connector,with voltage range from 6V to 26V	
Power Consumption	12V≈3.2W	
Lens Mount	C	
Temperature	Storage temperature:-30° C~ + 80° C; Operation temperature:-30° C~+50° C	

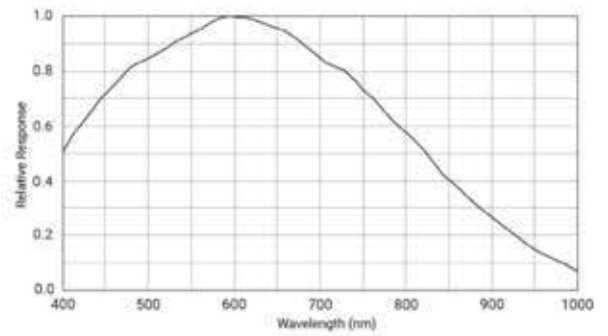
Spectrogram

A7900CG13E



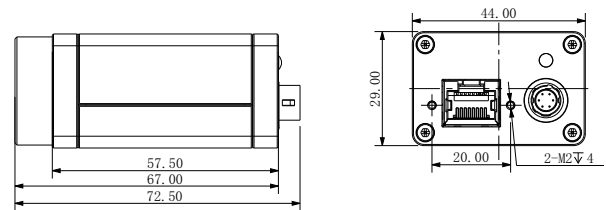
Quantum Efficiency Curve for Mono and Color

A7900MG13E

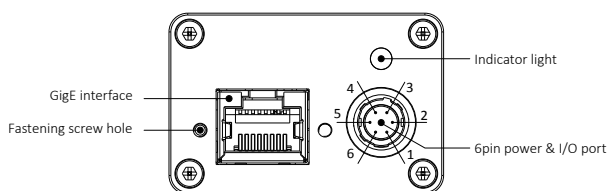


Quantum Efficiency Curve for Mono Sensor

Dimensions



IO Interface Instruction



Pin	Signal	Description
1	Power	DC 6V-24V input
2	Line1	Opto-isolated input
3	Line2	Configurable IO input/output
4	Line0	Opto-isolated output
5	IO GND	Opto-isolated ground
6	GND	Power ground