

❖ LQ-201CL

4 CMOS RGB/NIR Line Scan Camera



- 4 CMOS line scan camera with Camera Link output
- Dichroic RGB/NIR beam splitter prism with 4 sensors
- 4 sensors with 2048 pixels, 14 μm x 14 μm
- Low-noise operation (S/N: 55 dB) providing superior image quality
- 28.672 mm sensor scan width
- 4 x 8 bits or 4 x 10 bits output through Camera Link interface
- Line rate up to 33014 lines per second at 84 MHz pixel clock
- One-push auto white balance
- Flat field correction and color shading correction
- Binning function for extended sensitivity
- Sub-sampling and windowing readout
- Set-up and installation aid with built-in test generator
- Available with M52 mount (standard) or Nikon F-mount
- Short ASCII commands for set-up via RS 232C or Camera Link
- Setup by Windows software



www.jai.com



See the possibilities

Specifications for LQ-201CL

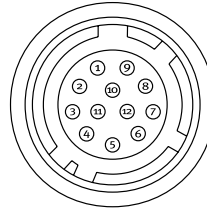
Specifications		LQ-201CL
Scanning system	Line sensor with internal clock	
Pixel clock	84.00 MHz	
Line rate	Standard	30.29µs (Full resolution/binning/internal trigger)
	Programmable	30.29µs~15.0ms, 11.9ns increments
Sensor	4 CMOS line sensors mounted on R/G/B/NIR beam splitter prism	
Sensor scanning width	28.672 mm	
Cell size	14 µm x 14 µm	
Active pixels	4 x 2048 (h) 4 x 1024 (h) with 2:1 binning	
Sensor sensitivity	Radiometric: 64nJ/cm ²	
Sensitivity	2800 Lux (7800K, Line rate= 600µs, gain=0 dB, shutter=OFF, Lens iris=F2 100% video)	
S/N ratio	55 dB on green with gain = 0 dB	
Video output	4 x 8 bit in CL base configuration 4 x 10 bit in CL medium configuration	
Gain	Master tracking	Master: 0 dB to +8 dB R/B/NIR -4 dB to +6 dB Analog gain= Low (0dB) or High (+6dB)
	Individual mode	R/G/B/NIR -4 dB to +14 dB Analog gain= Low (0dB) or High (+6dB)
White balance	Manual, fixed or one-push Adjustable range 4000 K to 9000 K Fixed: 4000 K, 4600 K or 5600 K	
Shading correction	Individual R/G/B/NIR flat or R/B/NIR to G	
Flat-field correction	PRNU Correction: Built-in DSNU Correction: Built-in	
Synchronization	Internal X-tal or external trigger	
Trigger modes	No-shutter, shutter-select and pulse width control	
Programmable exposure	9.52 µs to 14.99 msec. in 11.9 ns increments	
Functions controlled by RS 232C or CL	Trigger modes, scan rate, exposure time, gain/black level, shading correction, flat-field correction, white balance, diagnostics	
Diagnostics	Test pattern generator. (Color bar, gray pattern and white) LED for power	
Lens mount	M-52 mount. (Standard) Nikon F-mount. (Factory option)	
Sensor alignment	Better than ±0.1 pixel (at center)	
Operating temperature	-5°C to +45°C/20 – 80% non-condensing	
Storage temp./humidity	-25°C to +60°C/20 – 80% non-condensing	
Vibration	3G (20Hz to 200Hz, XYZ direction)	
Shock	50G	
Regulations	Emission: CE CISPR Pub. 22 (EN55022) Immunity: CISPR Pub. 24 IEC61000-4-2 Conforming level 4 FCC Part15 Class B RoHS	
Power	12V DC to 24V DC ± 10%.	
Dimensions (H x W x D)	90 mm x 90 mm x 120 mm (without connector and lens mount protrusion)	
Weight	1050 g	

Ordering Information

LQ-201CL-M52	4 CMOS RGB/NIR Line Scan Camera. M52-mount
LQ-201CL-F	4 CMOS RGB/NIR Line Scan Camera. F-mount

Connection Pin-out

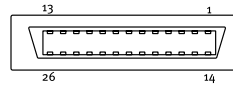
DC In / Trigger



HIROSE HR10A-10R-12PB-71

Pin	Signal	Function
1	Ground	
2	+12V to +24V DC	
3	Ground	
4	Reserved	
5	Ground	
6	RXD RS 232C*	
7	TXD RS 232C*	
8	Ground	
9	XEEN output	
10	Trigger input (TTL)*	
11	DC in +12V to +24V	
12	Ground	

Camera Link Interface

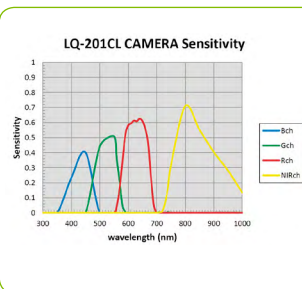


Pin	Signal	Function	
1	14	GND	
2	15	X0-/X0+	CL Data
3	16	X1-/X1+	CL Data
4	17	X2-/X2+	CL Data
5	18	Xclk-/Xclk+	CL Clk
6	19	X3-/X3+	CL Data
7	20	SerTC+/SerTC-	Serial in *
8	21	SerTFG-/SerTFG+	Serial out *
9	22	CC1-/CC1+	Trigger *
10	23	CC2-/CC2+	Reserved
11	24	N.C.	Not used
12	25	N.C.	Not used
13	26	GND	

*) In Camera Link or 12 pin Hirose

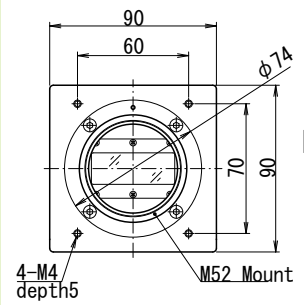
Note:
Camera Link base configuration shown.
For medium configuration refer to Camera Link specifications or operation manual.

Spectral Response

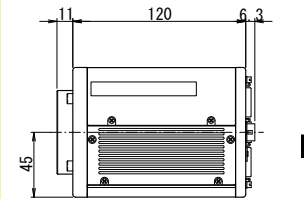


Dimensions

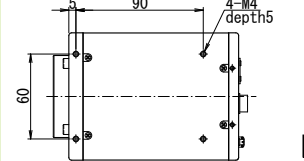
Front view



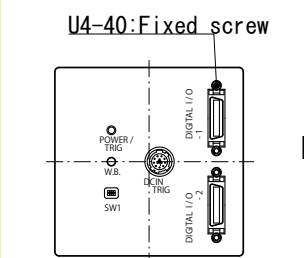
Side view



Bottom view



Rear view



See the possibilities