

# Dome Lights

## LDM2 series

Provides diffused light from a cone-shaped emitting surface

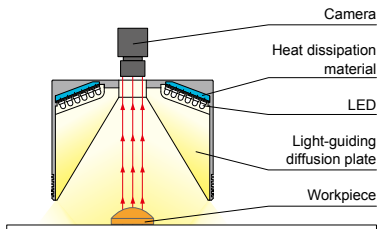


**Applications** Inspection for the visual/text/color determination on glossy surfaces, curved surfaces, or uneven surfaces; soldering inspection; surface inspection for metal parts; text inspection for can bottoms; character recognition for glossy workpieces; etc.

### Features

Light illuminated from the LEDs is transmitted through the light-guiding diffusion plate, and diffused light is illuminated evenly from a wide emitting surface to surround the whole workpiece.

#### Example configuration (LDM2-90)



We accept custom orders.  
Please feel free to inquire.

- Shape modifications
- Brightness increases
- Changes in wavelength, etc.

#### Imaging example: Imaging of text on an aluminum bottle can

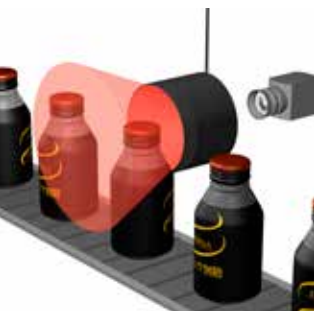


Workpiece: Aluminum bottle can

#### LED Bar Light



It is difficult to form an image of the text due to the influence of uneven illumination.



#### LDM2-90RD2



It is possible to illuminate the whole thing evenly to form an image of the text.

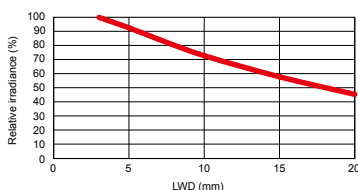
### Data: Relative irradiance graph and uniformity (Representative example)

The data included is for reference only. Actual values may vary.

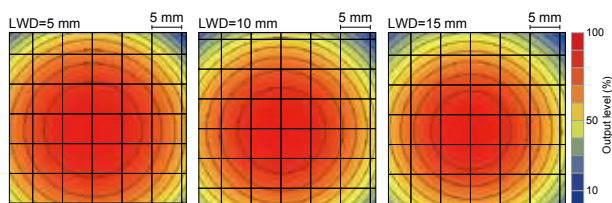
#### LDM2-50RD2

#### Relative irradiance graph (LWD Characteristics)<sup>\*1</sup>

\*1: Irradiance on the optical axis  
\*2: Illuminating distance from the Light Unit to the workpiece



#### Uniformity (Relative irradiance)



LDR2	Direct Lighting
LDR2-LA	Direct Lighting
LDR-LA1	Direct Lighting
SQR	Direct Lighting
SQR-TP	Direct Lighting
HPR2	Diffused Lighting
LFR	Diffused Lighting
LKR	Diffused Lighting
FPR	Diffused Lighting
FPQ2	Diffused Lighting
LDL2	Direct Lighting
LDLB	Direct Lighting
HLDL2	Direct Lighting
HL	Direct Lighting
TH2 (5 types)	Direct Lighting
TH	Direct Lighting
LFL	Direct Lighting
HPD2	Direct Lighting
LDM2	Diffused Lighting
LAV	Diffused Lighting
PDM	Diffused Lighting
LFX3	Diffused Lighting
LFX3-PT	Diffused Lighting
LFX2	Diffused Lighting
LFX3	Diffused Lighting
MSU	Collimated Lighting
MFU	Collimated Lighting
PF	Strobe Lighting
HLDR-IP/	Water-proof
IQ/HSL-PCL	Water-proof
UV2	Ultraviolet Lighting
UV	Ultraviolet Lighting
LNSP-UV-FN	Ultraviolet Lighting
IR2	Infrared Lighting
IU	Intensity Control
HLV2	Spot Lighting, Etc.
LV	Spot Lighting, Etc.
LSP	Spot Lighting, Etc.
HFS/HFR	Spot Lighting, Etc.
HLV2-NR	Spot Lighting, Etc.
HLV2-3M-RGB-3W	Spot Lighting, Etc.
PFBR	Spot Lighting, Etc.
PFB2	Spot Lighting, Etc.
LNLP	Convergent Lighting
LNLP2	Convergent Lighting
LNLP	Convergent Lighting
Coaxial Units	Convergent Lighting
LNLP-FN	Convergent Lighting
LN/LN-HK	Convergent Lighting
LNLD	Diffused Lighting
LNLD2	Diffused Lighting
HLND	Diffused Lighting
LT	Diffused Lighting
LNVP/HLDN	Diffused Lighting
LNLDG	Oblique Angled Lighting
LNIS	Oblique Angled Lighting
LNIS-FN	Oblique Angled Lighting
Telecentric Lens	Lenses
Macro Lens	Lenses

## Lineup

Model name	LED color	Power consumption	Peak wavelength/ correlated color temperature	Options	Extension cables	Recommended Control Units	Weight				
LDM2-50RD2	Red	24 V / 3.6 W	630 nm	-	FCB*2 Straight Cable	<table border="1"> <tr><td>PD3</td><td>CC-ST-1024</td></tr> <tr><td>PSB</td><td>POD*1</td></tr> </table>	PD3	CC-ST-1024	PSB	POD*1	100 g
PD3	CC-ST-1024										
PSB	POD*1										
LDM2-50SW2	White		5,500 K								
LDM2-50BL2	Blue	470 nm									
LDM2-50GR2	Green	525 nm									
LDM2-90RD2	Red	24 V / 14 W	630 nm		FCB-F 4-branch Cable	<table border="1"> <tr><td>PD3</td><td></td></tr> <tr><td>PSB</td><td>POD*1</td></tr> </table>	PD3		PSB	POD*1	500 g
PD3											
PSB	POD*1										
LDM2-90SW2	White		5,500 K								
LDM2-90BL2	Blue	470 nm									
LDM2-90GR2	Green	525 nm									

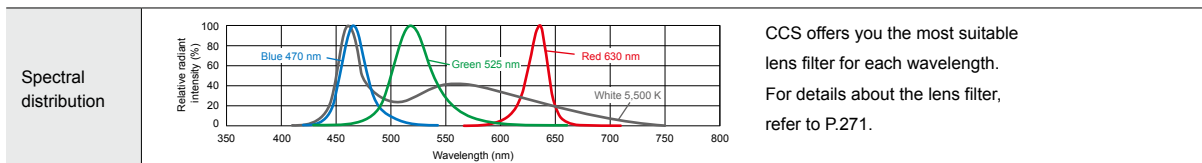
Extension Cables ▶ P.280

Control Unit Selection Guide ▶ P.229

List of Control Unit Specifications ▶ P.231

\*1 For information on the combination of Light Units and POD-series Control Unit, please refer to our website. <http://www.ccs-grp.com/lnk/qr/pod>  
 \*2 The cables with a model name that ends with "-ME7" or "-EL2" are not included.

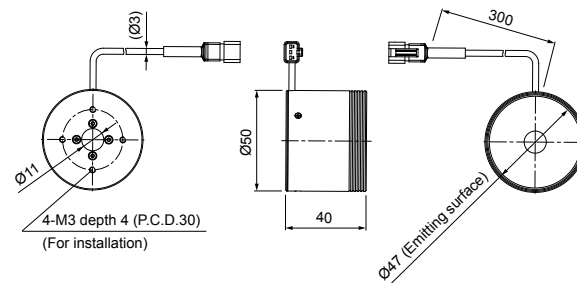
## LED properties



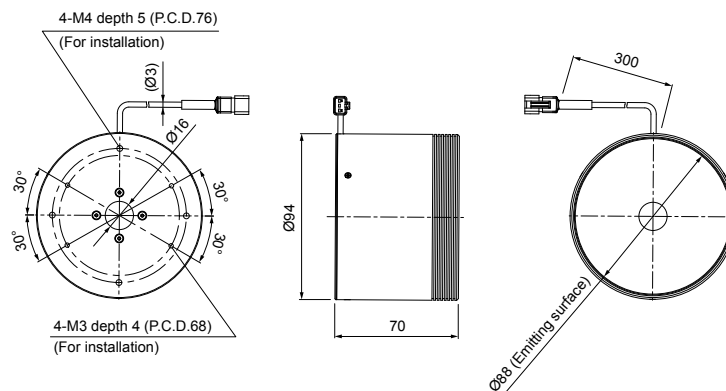
Be sure to read the "Instruction Guide" included with the product before use and follow the safety precautions upon use. The data included is for reference only. Actual values may vary.

## Dimensions (mm)

LDM2-50RD2/SW2/BL2/GR2



LDM2-90RD2/SW2/BL2/GR2



You can change the connectors of the Light Unit cable. Choose between M12 connectors and flying leads. Refer to P.5 for details.