


Ultraviolet Lights

UV series

Varied Light Unit lineup using original UV-LEDs



Applications

Inspection for detecting seal material through fluorescent excitation, reading invisible code, inspections using differences in spectral reflectivity, and inspections using differences in scattering rates, etc.

Uses original UV-LEDs

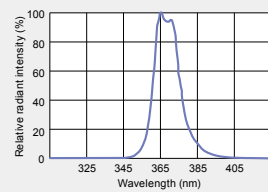
Uses LEDs with our unique spark prevention mechanism



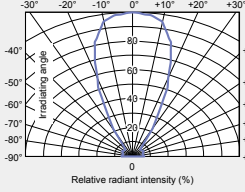
Because they have a steel alloy cap, many ultraviolet LEDs are susceptible to static electricity or impact. In particular, dead LEDs due to sparks occurring from contact with metal shards have been a major issue. Our company's original ultraviolet LEDs successfully solved this problem through our unique spark prevention mechanism. Compared to the conventional products, we significantly increased our "safety" and "reliability."

Peak wavelength of 365 nm and directional characteristics of ±20°

Light spectrum of the UV-LED



Directional characteristics of the UV-LED



Our original ultraviolet LEDs have a peak wavelength of 365 nm and directional characteristics of ±20°. Using the mono-wavelength, a characteristic of LEDs, allows for stable imaging over a long period of time that captures the workpiece's characteristics more accurately than using a black light. Furthermore, our rich lineup provides optimal Light Units depending on the inspected object, inspecting environment, and optical system.

Lineup

Series	Model name	LED color	Power consumption *1		Peak wavelength	Options	Recommended Control Units	Weight	Dimensions
			Earlier than July 2014	After July 2014					
LDR2	LDR2-32UV365	Ultraviolet	24 V / 0.4 W	24 V / 0.3 W	365 nm	Ultraviolet cutting filter Ultraviolet transmission filter	PD3 PSB CC-ST-1024* PTU2	30 g	1
	LDR2-42UV365		24 V / 0.8 W	24 V / 0.6 W				50 g	
	LDR2-50UV365		24 V / 1.2 W	24 V / 0.9 W				50 g	2
	LDR2-70UV365		24 V / 3.1 W	24 V / 2.3 W				130 g	
	LDR2-90UV365		24 V / 3.8 W	24 V / 2.8 W				170 g	1
	LDR2-90-30UV365		24 V / 6.1 W	24 V / 4.5 W				220 g	
	LDR2-120UV365		24 V / 9.5 W	24 V / 7.0 W				510 g	
LDR2-LA	LDR2-74UV365-LA	Ultraviolet	24 V / 1.9 W	24 V / 1.4 W	365 nm	Ultraviolet cutting filter Ultraviolet transmission filter	PD3 PSB CC-ST-1024* PTU2	90 g	4
	LDR2-100UV365-LA		24 V / 4.6 W	24 V / 3.4 W				170 g	5
	LDR2-132UV365-LA		24 V / 6.9 W	24 V / 5.0 W				270 g	
	LDR2-170UV365-LA		24 V / 9.9 W	24 V / 7.3 W				350 g	
	LDR2-208UV365-LA		24 V / 12 W	24 V / 8.4 W				380 g	
	LDR-75UV365-LA-1		24 V / 1.6 W	24 V / 1.2 W				70 g	
LDR-LA-1	LDR-96UV365-LA-1	Ultraviolet	24 V / 2.3 W	24 V / 1.7 W	365 nm	Ultraviolet cutting filter Ultraviolet transmission filter	PD3 PSB CC-ST-1024* PTU2	100 g	7
	LDR-146UV365-LA-1		24 V / 3.1 W	24 V / 2.3 W				160 g	
	LDR-176UV365-LA-1	24 V / 3.8 W	24 V / 2.8 W	200 g					
	LDR-206UV365-LA-1	24 V / 4.6 W	24 V / 3.4 W	220 g					

*1 The power consumption varies according to the production date. Refer to the power consumption given by the label tag of the product.

Extension Cables ▶ P.222

Control Unit Selection Guide ▶ P.181

Control Unit Page ▶ P.185

Series	Model name	LED color	Power consumption *1		Peak wavelength	Options	Recommended Control Units	Weight	Dimensions
			Earlier than July 2014	After July 2014					
SQR	SQR-56UV365	Ultraviolet	24 V / 1.6 W	24 V / 1.2 W	365 nm	Ultraviolet cutting filter Ultraviolet transmission filter	PD3 PSB CC-ST-1024 PTU2	80 g	8
LDL	LDL-34X8UV365	Ultraviolet	24 V / 0.4 W	24 V / 0.3 W				15 g	9
	LDL-42X15UV365		24 V / 0.8 W	24 V / 0.6 W	30 g	10			
	LDL-74X27UV365		24 V / 3.1 W	24 V / 2.3 W	95 g	11			
	LDL-82X15UV365		24 V / 1.6 W	24 V / 1.2 W	45 g	12			
	LDL-130X15UV365		24 V / 2.3 W	24 V / 1.7 W	85 g				
	LDL-180X16UV365		24 V / 3.8 W	24 V / 2.8 W	110 g				
LDQ	LDQ-60-25UV365	Ultraviolet	24 V / 1.6 W	24 V / 1.2 W	60 g	13			
	LDQ-78UV365		24 V / 1.6 W	24 V / 1.2 W	100 g	14			
	LDQ-100UV365		24 V / 3.1 W	24 V / 2.3 W	330 g	15			
	LDQ-150UV365		24 V / 6.1 W	24 V / 4.5 W	490 g	16			
	LDQ-200UV365		24 V / 9.1 W	24 V / 6.7 W	790 g	17			
LN	LN-200UV365	Ultraviolet	24 V / 1.9 W	24 V / 1.4 W	365 nm			400 g	18
LSP	LSP-41UV365	Ultraviolet	24 V / 1.2 W	24 V / 0.9 W	365 nm			115 g	19

*1 The power consumption varies according to the production date. Refer to the power consumption given by the label tag of the product.

Extension Cables ▶ P.222

Control Unit Selection Guide ▶ P.181

Control Unit Page ▶ P.185

Dimensions (mm)

1 4-M3 depth 4

Model name	A	B	C	D
LDR2-32UV365	Ø32	Ø10	16	P.C.D.20
LDR2-42UV365	Ø42	Ø18	18	P.C.D.28
LDR2-50UV365	Ø50	Ø28	16	P.C.D.40
LDR2-90UV365	Ø90	Ø50	20	P.C.D.70
LDR2-90-30UV365	Ø90	Ø30	20	P.C.D.70

2 4-M3 depth 5 P.C.D.50

3 4-M3 depth 5 P.C.D.90

4 4-M3 depth 5 P.C.D.60

5 4-M3 depth 5

Model name	A	B	C	D
LDR2-100UV365-LA	Ø100	Ø70	22	P.C.D.84
LDR2-132UV365-LA	Ø132	Ø96	22	P.C.D.116
LDR2-170UV365-LA	Ø170	Ø134	22	P.C.D.154
LDR2-208UV365-LA	Ø208	Ø174	22	P.C.D.186

6 4-M3 depth 4

7 4-M3 depth 4

Model name	A	B	C
LDR-96UV365-LA-1	Ø96	Ø80	Ø60
LDR-146UV365-LA-1	Ø146	Ø130	Ø110
LDR-176UV365-LA-1	Ø176	Ø160	Ø140
LDR-206UV365-LA-1	Ø206	Ø190	Ø170

8 4-M3 depth 4

9 2-M2 depth 5

10 2-M2 depth 5

11 74 (Emitting part) 27.2 (Emitting part)

12 2-M2 depth 5

Model name	A	B	C	D	E
LDL-82X15UV365	92	82	17	20	15
LDL-130X15UV365	140	130	17	21	15
LDL-180X16UV365	191.4	181.4	18	21	16

13 4-M2.6 depth 3

14 4-M3

15 4-M4

16 4-M4

17 8-M4 depth 4

18 4-M2 depth 4

19 2-M4 mounting screws

You can change the connectors of the Light Unit cable. Choose between M12 connectors and flying leads. Refer to P.125 for details.