

Constant-current Analog Control Unit PSCC Series

New Functions!

CE

High-capacity Constant-current Analog Control Units

Select from 300-W and 600-W Control Units.

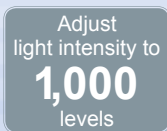


PSCC-30048(A)
300 W capacity

Applicable
Light Units

LNDG Series, LNIS-FN Series,
LNSP-FN Series, LNUP-UV-FN Series

* Confirm that the total power consumption of the Light Units does not exceed the output capacity of the Control Unit before you use the Control Unit.



Front view



PSCC-60048(A)
600 W capacity

With key-lock function
(PSCC-60048 only)

Back view

An upgrade has been implemented for the PSCC Series. More functions for wide range of applications!

New Functions!

Adjust light intensity to 1,000 levels.

The light intensity can be set to any of 256 or 1,000 different levels. You can set the light intensity to match the application.
(Parallel communications: 256 levels only)

Select from three types of external control.

Perform external control through parallel, EIA-485, or Ethernet communications.

New Functions!

Adjust the light intensity separately for each Light Unit circuit.

With Ethernet or EIA-485, you can adjust the light intensity separately for each Light Unit circuit. You can flexibly adjust the light intensity to match the application.

Error detection supported.

Disconnections and shorts in LED circuits are used to detect burnt-out LEDs, and errors are detected when Light Unit cooling fans slow down or stop.

* Detection of short circuits depends on the detection condition.

Specifications

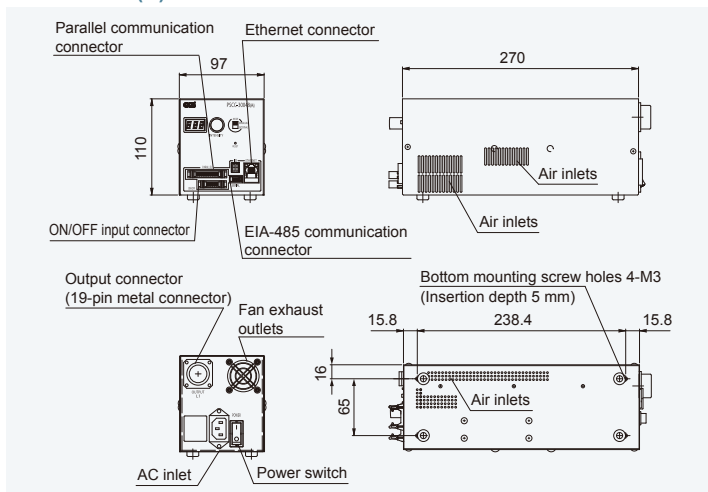
Model	PSCC-30048(A)/PSCC-60048(A)		Error detection display	Burnt-out LED detection (open)	"E01" is displayed on the front-panel digital display.
Lighting method	Continuous lighting			Burnt-out LED detection (short circuit)	"E02" is displayed on the front-panel digital display.
Drive method	Constant-current system			Light Unit fan speed decrease/stop detection	"F01 to F07" is displayed on the front-panel digital display (PSCC-30048(A)). "F01 to F15" is displayed on the front-panel digital display (PSCC-60048(A)).
Intensity control method	Variable-current control			Control Unit fan speed decrease/stop detection	"E03" is displayed on the front-panel digital display.
No. of channels	1 channel			Communication error detection	"E04" is displayed on the front-panel digital display.
Number of circuits	PSCC-30048(A): 7 circuits max. (Light intensity can be adjusted for each Light Unit circuit.)			Connector disconnection detection	"E04" is displayed on the front-panel digital display.
	PSCC-60048(A): 15 circuits max. (Light intensity can be adjusted for each Light Unit circuit.)			Internal Control Unit error detection	"E05" is displayed on the front-panel digital display (PSCC-60048(A) only).
Applicable Light Unit (rated)	PSCC-30048(A): 43 VDC or less and 293 W max. (36 W max. of which is for the fan)			Parallel communication	Output at pins 19 and 20: Photocoupler insulation, open connector output, short circuit at alert (load current of 10 mA or less)
	PSCC-60048(A): 43 VDC or less and 602 W max. (50 W max. of which is for the fan)			Error detection output	EIA-485 communication
Light intensity control	Manual and external intensity	Front manual/external switch (MODE)			Ethernet communication
	Manual	Set any of 256/1000 steps via the setting switch. Press and hold the switch for 2 seconds to lock the intensity value.			Input power supply
External	Parallel communication	8-bit intensity value setting (B0 to B7) and write signal (WR)	Power consumption (typ.)	PSCC-30048(A): 360 VA, PSCC-60048(A): 750 VA	
	EIA-485 communication	Command input via EIA-485 communication	Operating temp. and humidity	Temperature: 0 to 40°C, Humidity: 20% to 85%RH (with no condensation)	
	Ethernet communication	Command input via TCP/IP or UDP/IP communication	Storage temp. and humidity	Temperature: -20 to 60°C, Humidity: 20% to 85%RH (with no condensation)	
	External control mode can be selected by pushing the setting switch while turning on the power.		Cooling method	Forced air cooling	
ON/OFF control	Parallel bit input	OFF signal (ON/OFF)	CE marking	Safety standard: EN61010-1 compliant, EMC standard: EN61326-1 Class A compliant	
	EIA-485 communication	OFF signal (ON/OFF), Command input via EIA-485 communication	Environmental regulations	RoHS compliant	
	Ethernet communication	OFF signal (ON/OFF), Command input via TCP/IP or UDP/IP communication	Material, coating, surface processing	Steel plate, Thickness of cover: 1.0, Thickness of chassis: 1.6 (PSCC-30048(A))/2.0 (PSCC-60048(A)), N3 leather tone finish	
	ON/OFF logic can be selected by pushing the setting switch while turning ON the power to the Control Unit. 25H or 99H: Normal logic (default) 25L or 99L: Reversed logic		Weight	PSCC-30048(A): 3,100 g max., PSCC-60048(A): 7,000 g max.	
EIA-485 communication settings	ID	Set via the front ID switch (00 to 03). Maximum of 4 connected units.	Accessories	PSCC-30048(A): 3-prong AC cord with ground terminal (2 m) x 1, Instruction Guide x 1 PSCC-60048(A): 3-prong AC cord with ground terminal (2 m) x 1, Instruction Guide x 1, keys x 2	
	Terminating resistance	Set via the front ID switch (terminating resistance is ON only when the ID is 00).			

* Parallel communications: Adjustment to 256 levels only.

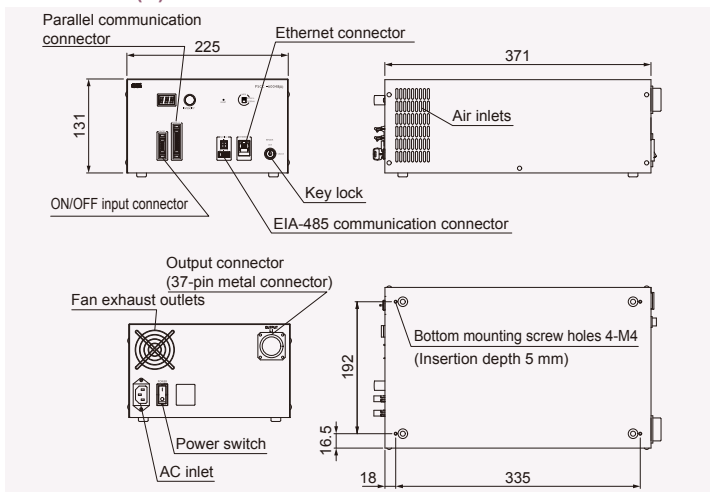
* The supplied AC cord is for use with 100 to 120 VAC. CCS recommends using the following with 200 to 240 VAC.
Cable: GTCE-3 x 1.0 mm² (Kawasaki Electric Wire) Connector: KS-31AY (Kawasaki Electric Wire)

Dimensions (mm)

PSCC-30048(A)



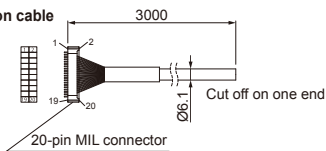
PSCC-60048(A)



Options

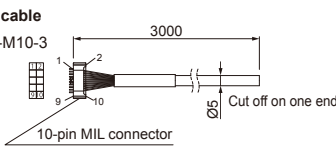
Parallel communication cable

Model: EXCB2-M20-3



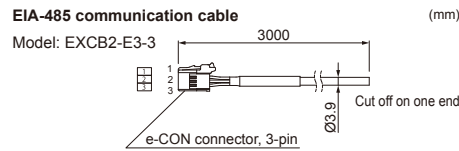
ON/OFF input cable

Model: EXCB2-M10-3



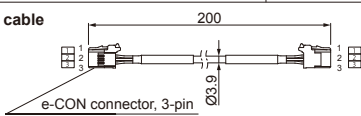
EIA-485 communication cable

Model: EXCB2-E3-3



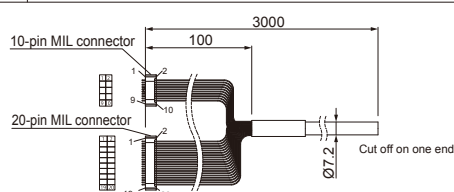
EIA-485 communication relay cable

Model: EXCB2-E3-E3-0.2



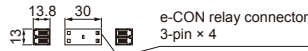
Parallel communication / ON/OFF input shared cable

Model: EXCB2-M10M20-3



Relay connector

Model: ECNR-E3CN4



* Refer to the "Connecting EIA-485 Communications Cables" on the CCS website for information on multi-drop wiring connections. You can download this information from the product website page.

• "CCS", "LIGHTING SOLUTION", and "PSCC" are registered trademarks or trademarks of CCS Inc.

CAUTION

• To ensure proper and safe use of the product, please read the Instruction Guide completely before using the product. • The design and specifications of this product are subject to change without notification for product improvement.



CCS Inc.