

Constant-Voltage Analog Control Unit PSB4-30024-PEI

NEW



**Presenting a User-Friendly Analog Control Unit
with a Large 300 W Capacity and Ethernet Compatibility**

LCD for Improved Legibility



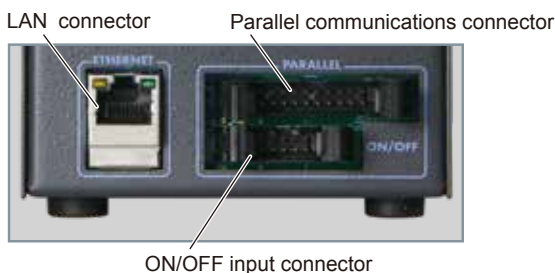
Displays settings, Control Unit status, and operating menus.

Operating Knob Enables Direct Control




Just turn, press, push in, and push and hold the knob to use the Control Unit.

External Control through Ethernet & Parallel Communications



ON/OFF input connector

Equipped with Metal & EL Connectors



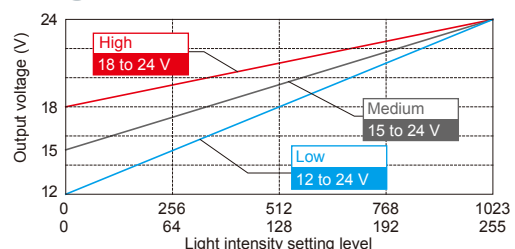
Allows various Light Units to be connected.

Light Intensity Can Be Set in 256 or 1,024 Levels



Light intensity levels can be selected only when using manual control and parallel communications. Ethernet communications is fixed to 1,024 levels.

Light Intensity Range Can Be Changed between Three Levels

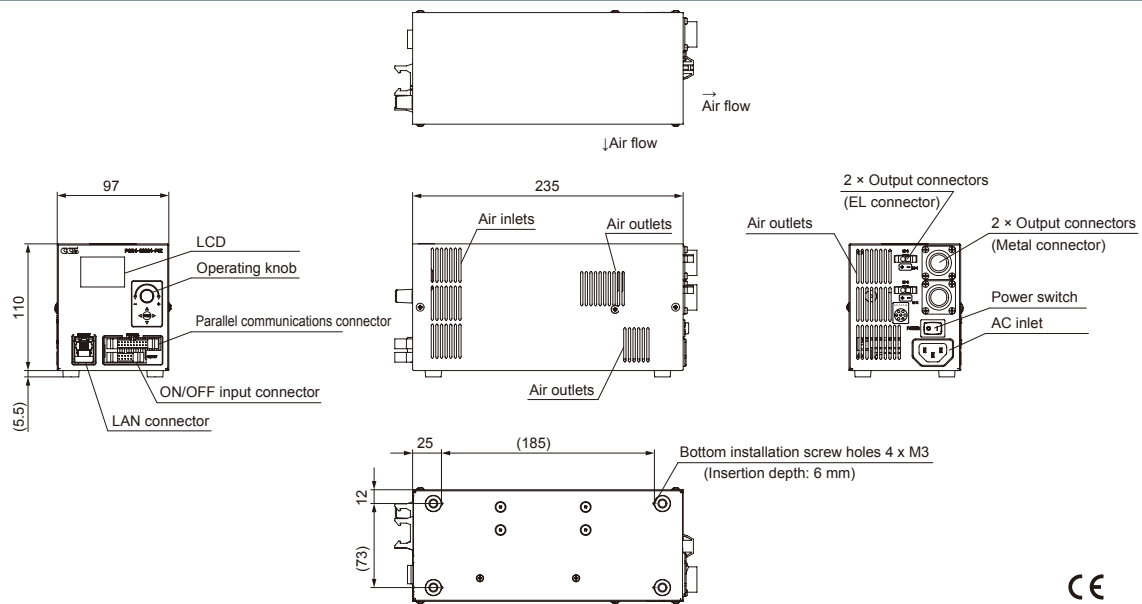


Select the appropriate range for your application or the characteristics of your Light Units.

Specifications

Model name	PSB4-30024-PEI		Power consumption (typ.)	388 VA
Lighting method	Continuous lighting		Inrush current (typ.)	55 A (at 100 VAC), 84 A (at 240 VAC) from a cold start
Drive method	Constant-voltage system		Ground leakage current	3.5 mA max. (264 VAC, 60 Hz, with no load)
Intensity control method	Variable-voltage control		Insulation withstand voltage (input-output, input-FG)	1500 VAC for one minute, Cutoff current: 20 mA, 500 VDC, 20 MΩ min.
Number of channels	1 channel		Operating environment	Temperature: 0 to 40°C, Humidity: 20% to 85% (with no condensation)
Applicable Light Units (rating)	Metal connectors: 24 V, 300 W (300 W max. per connector)		Storage environment	Temperature: -20 to 60°C, Humidity: 20% to 85% (with no condensation)
	EL connectors: 24 V, 300 W (150 W max. per connector)		Cooling method	Forced air cooling
Intensity control	Manual	Operation on the front panel, 256 or 1,024 levels	CE marking	Safety standard: Conforms to EN 61010-1 EMC standard: Conforms to EN61000-6-2, EN61000-6-4
	External	Command input via TCP/IP or UDP/IP communications Signal input through parallel port	Environmental regulations	RoHS compliant
ON/OFF control	External	Command input via TCP/IP or UDP/IP communications Signal input through parallel port	Material, coating, and surface processing	Steel sheet, Cover thickness: 1.0 mm, Chassis thickness: 1.6 mm, N3 (leather tone)
	Input power	100 to 240 VAC (+10%, -15%), 50/60 Hz	Weight	2,400 g max.
Output current (rating)	12.5 A		Accessories	Instruction guide, 2-m-long 3-prong AC power cord with ground terminal

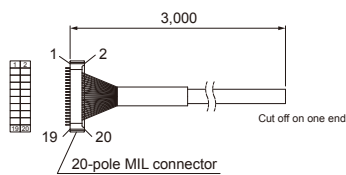
Dimensions (mm)



Optional Accessories (Sold Separately)

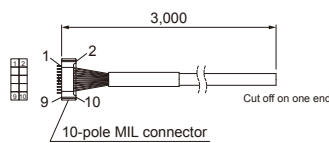
Parallel Communications Cable

Model name: EXCB2-M20-3



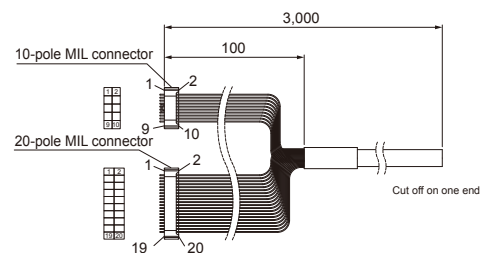
ON/OFF Input Cable

Model name: EXCB2-M10-3



Parallel Communications and ON/OFF Input Branch Cable

Model name: EXCB2-M10M20-3



"CCS", "LIGHTING SOLUTION", and "PSB" are registered trademarks or trademarks of CCS Inc.

CAUTION

- To ensure proper and safe use of the product, please read the Instruction Guide completely before using the product.
- The design and specifications of this product are subject to change without notification for product improvement.



CCS Inc.