

# Analog Control Units

## PSB series

### Popularly priced LED Light Control Units

Use the PD3/PD2 Series Digital Control Unit if you require fine intensity settings, controllability, or reproducibility.

PSB-1012V-WW/PSB-1024V-WW



PSB-512V/PSB-524V



PSB-1012VB/PSB-1024VB



PSB-3012VB/PSB-3024VB



Compliant model(s)  
PSB-1012V-WW/PSB-1024V-WW

#### Features

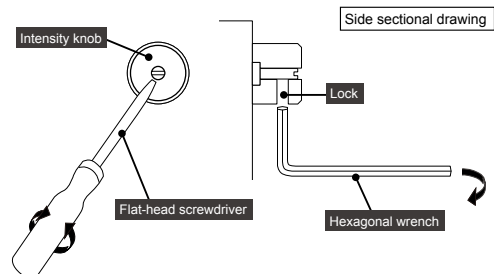
- Stepless intensity control is performed by varying the voltage.
- Continuous illumination making it optimal for use with fast shutter speeds.
- There is a worldwide (WW) type of Control Unit that can be used with 100 to 240 VAC.
- There is a type where the intensity knob can be fixed (special order product).

#### • Locking intensity knob

Adjust the intensity using a flat-head screwdriver.

To lock the knob, use a hexagonal wrench to turn the M3 set screw on the knob body and lock it.

Products with a model name ending with an "L" have a locking intensity knob.




#### Example system configuration

Example:

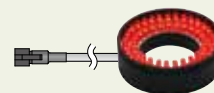
Control Unit — Extension cables — LED Light



PSB-3024VB  
(30 W capacity)



FCB-3  
(3 m)



LDR2-50RD2  
(Red)  
(Power consumption: 3.1 W)

Control Units

Options

- PD3 series
- PD2 series
- STU-3000
- PSB series
- POD series
- PTU2 series
- PF-A4048-2
- PB-2430-1
- CC-ST-1024
- BB series
- PJ series
- CC-PJ-0707
- PSCC
- PSB3-30024
- Lens Filters
- Diffusion Plates
- Polarizing Plates
- Light Control Films
- Brackets
- Other
- Extension Cables

## Specifications

Model name	PSB-512V PSB-512VL	PSB-524V PSB-524VL	PSB-1012VB PSB-1012VBL	PSB-1024VB PSB-1024VBL	PSB-3012VB PSB-3012VBL	PSB-3024VB PSB-3024VBL	PSB-1012V-WW	PSB-1024V-WW
Lighting method	Continuous lighting							
Drive method	Constant-voltage system							
Intensity control method	Variable voltage control							
No. of channels	1 channel							
Applicable Light Unit (rated)	12 V 5 W	24 V 5 W	12 V 10 W	24 V 10 W	12 V 30 W	24 V 30 W	12 V 10 W	24 V 10 W
Intensity	Intensity knob on the unit front panel							
Overcurrent protection	Operates at 125% of the rated current or higher. Resets automatically.						Operates at 105% of the rated current or higher. Resets automatically.	
Input voltage (rated)	100 to 120 VAC						100 to 240 VAC	
Input voltage (range)	85 to 132 VAC						85 to 264 VAC	
Power consumption (typ.)	15 VA		27 VA		78 VA		27 VA	
Frequency	50/60 Hz							
Inrush current (typ.)	15 A (For 100 VAC) From a cold start						15 A (For 100 VAC) 20 A (For 200 VAC) From a cold start	
Ground leakage current	3.5 mA max.						3.5 mA max. (264 VAC, 60 Hz, with no load)	
Output voltage (rated)	8.3 (±1) VDC to 12.05 (±0.15) VDC	15 (±1) VDC to 24.05 (±0.25) VDC	8.3 (±1) VDC to 12.05 (±0.15) VDC	12 (±1) VDC to 24.05 (±0.25) VDC	8.3 (±1) VDC to 12.05 (±0.15) VDC	12 (±1) VDC to 24.05 (±0.25) VDC	8.3 (±1) VDC to 12.05 (±0.15) VDC	12 (±1) VDC to 24.05 (±0.25) VDC
Output current (rated)	0.41 A	0.21 A	0.83 A	0.41 A	2.5 A	1.25 A	0.83 A	0.41 A
Dielectric strength (Input - Output)	1,000 VAC 1-min. cutoff current 10 mA 500 VDC 20 MΩ or more						1,500 VAC 1-min. cutoff current 10 mA 500 VDC 20 MΩ or more	
Dielectric strength (Input-FG)	1,000 VAC 1-min. cutoff current 10 mA 500 VDC 20 MΩ or more						1,500 VAC 1-min. cutoff current 10 mA 500 VDC 20 MΩ or more	
Operating temperature and humidity	Temperature: 0 to 40°C, Humidity: 20% to 85%RH (with no condensation)							
Storage temperature and humidity	Temperature: -20 to 60°C, Humidity: 20% to 85%RH (with no condensation)							
Cooling method	Natural air cooling							
Elevation	2,000 m max.							
Protective ground class	Class 0						Class I	
Degree of contamination	Degree of contamination 2							
Overvoltage category	Category II							
CE marking							Safety standard: EN61010-1 compliant EMC standard: EN61326 compliant	
Environmental regulations	RoHS compliant							
Material, coating, surface processing	Steel plate, Thickness: 1.0, N3, Matte finish							
Weight	Approx. 420 g		Approx. 470 g		Approx. 700 g		Approx. 470 g	
Accessories	Instruction Guide x 1 AC cord (with ground wire) x 1							

Model names ending with an "L" have a locking intensity knob.

## Dimensions (mm)

