



ZEISS Dimension 2/50



Features

- fast f/2 aperture
- excellent image quality, leading to highest data precision over the complete image field
- for industrial cameras up to sensor sizes of 4/3"
- robust full-metal construction made of aluminium
- small and compact
- possibility to adjust the back focal distance to compensate for tolerances of camera bayonets
- possibility for azimuthal adjustment ensures best possible readability of scales
- fixable focus and aperture settings
- optimized spectral transmission in VIS and near IR range through ZEISS T* coating

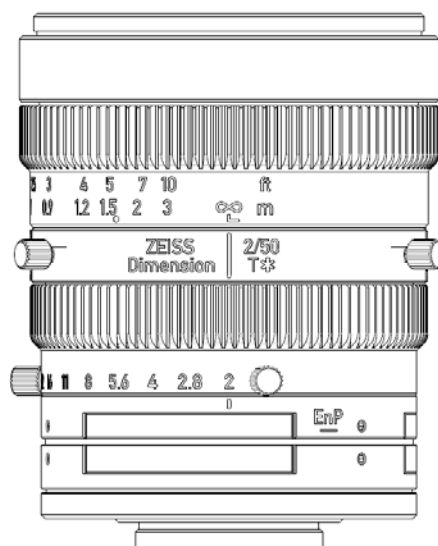
Camera Mount

Available with
C mount



ZEISS Dimension 2/50

Technical Specifications



Optical data:

Focal length	50 mm
Aperture range	f/2 – f/22 (continuous)
Number of elements / groups	10 / 6
Focus range (object to sensor)	390,3 mm (1.28 ft.) – ∞
Min. free working distance	311,2 mm (1.02 ft.)
Angular field (diag. / horiz. / vert.)	1" : 17.81°/14.89°/9.98° 4/3" : 24.00°/19.37°/14.66°
Max. diameter of image field	1" : 16 mm (0.63"); 4/3" : 21.64 mm (0.83")
Flange focal length (in air)	17,526 mm (0.69"), C mount
Coverage at close range	1" : 72,3 mm x 48,2 mm (2.85 x 1.89") 4/3" : 94,7 mm x 71,2 mm (3.73 x 2.80")
Image ratio at close range	1:5.5
Position of entrance pupil (relative to image sensor)	63,8 mm (2.51")
Position of exit pupil (relative to image sensor)	38,9 mm (1.53")

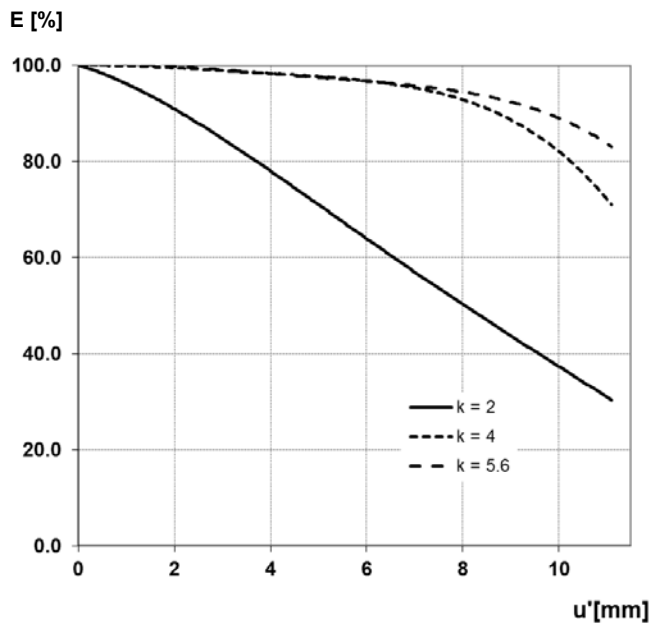
Physical data:

Length (front to mount contact surface at inf.)	69,0 mm (2.72")
Length (front to mount contact surface at MOD)	81,0 mm (3.19")
Diameter (lens only)	57,0 mm (2.24")
Diameter (with fixation screws)	64,0 mm (2.52")
Filter-thread	M49 x 0.75
Weight	306 g (0.67 lbs)
Camera mount	C mount



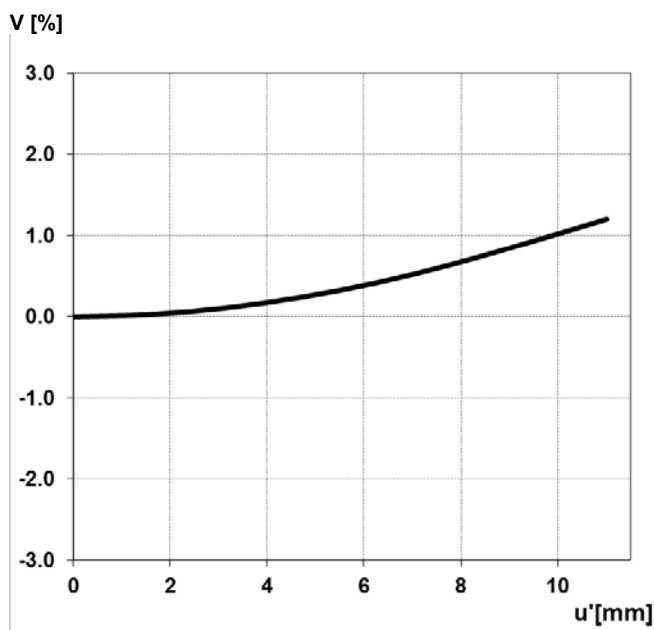
ZEISS Dimension 2/50

Relative Illuminance*



The relative illumination shows the decrease in image brightness from the image center to the edge in percent.

Relative Distortion*

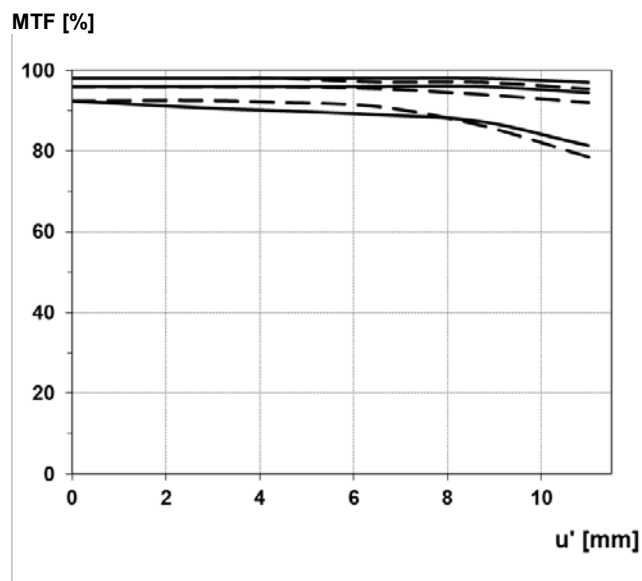


The relative distortion shows the deviation of the actual image height from the ideal one in percent.



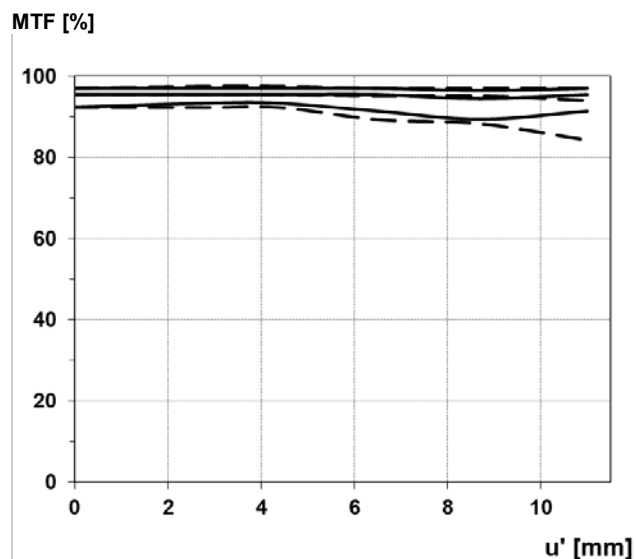
ZEISS Dimension 2/50

MTF Charts*



The Modulation Transfer (MTF) as a function of image height (u) and slit orientation (sagittal, tangential) has been measured with white light at spatial frequencies of $R = 10, 20$ and 40 cycles/mm.

f-number 2
— Sagittal
-- Tangential



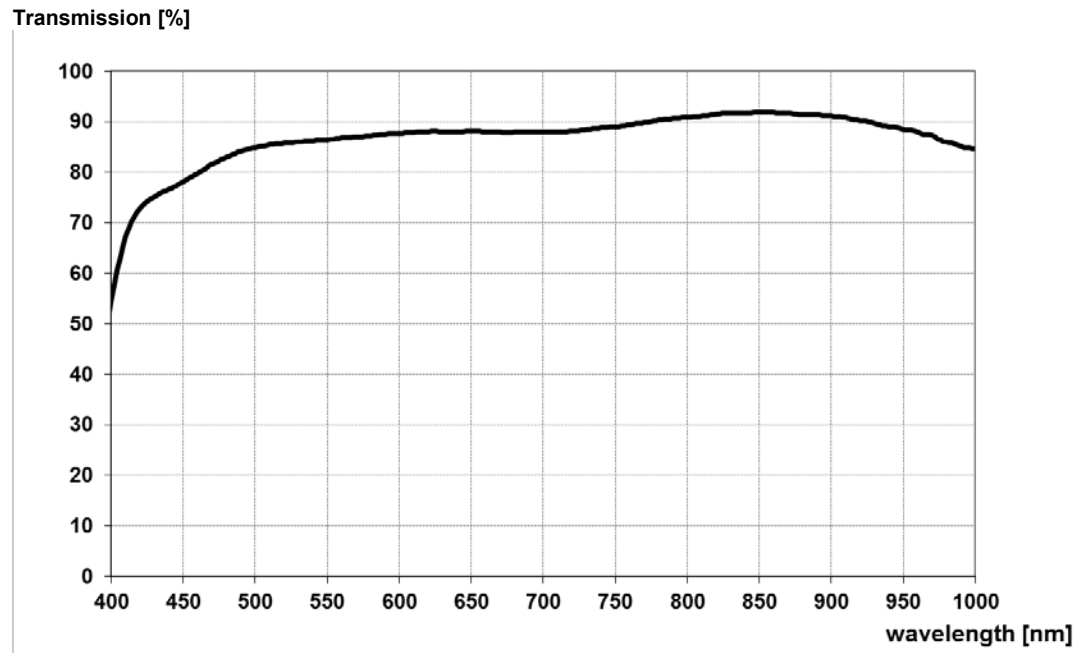
f-number 4
— Sagittal
-- Tangential

*Data for infinite focus setting



ZEISS Dimension 2/50

Spectral Transmission



OPT-ZEIS44-09/2018 · Subject to technical change without notice. No liability is accepted for errors which may be contained in this document.