

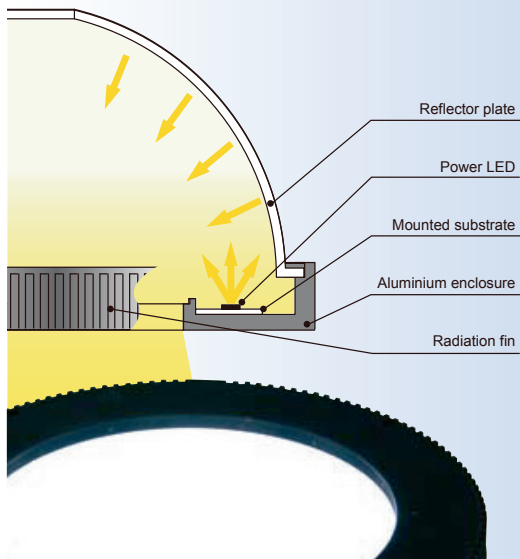
"Brighter" "More uniform" "Easy to use" High-Power Dome Lights
Enhanced light intensity and larger uniform area allows for use in more diversified applications.



Achievement of high-luminosity uniform diffusion light

The use of power LEDs greatly enhances the light intensity compared with conventional dome lights. The unique illumination structure allows for a larger uniform area.

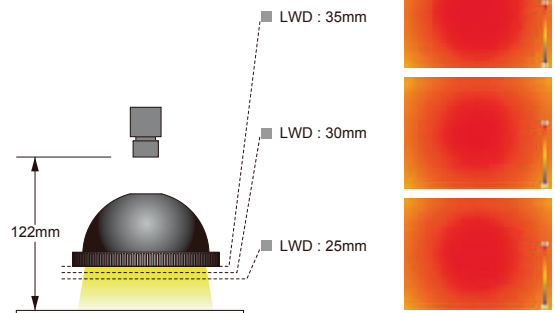
Cross section structure of HPD Series



Achievement of larger uniform areas

Enhanced light intensity and larger uniform area broaden the use of the lights to more diverse environments and applications.

Uniformity data of HPD-150SW

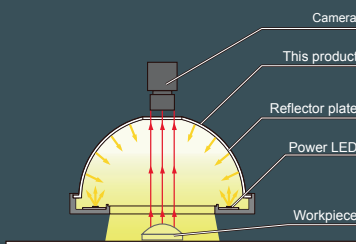


* This shows the relative brightness distribution when the brightest area is set at 100. The data given here is intended for reference purposes only and is not intended to assure the quality of the product.

Measuring conditions	Camera	1/2 inch CCD
	Lens	f12mm
	Macro ring	0mm
	WD	122mm
	Field (Y direction)	50mm
	Lighting	HPD-150SW
LWD	25,30,35mm	

Illumination structure of HPD-150

The use of power LEDs significantly enhances the light intensity compared with conventional lights. The unique illumination structure achieves a larger uniform area.




Example of surface-emitting dome light images

Images of appearance of cell phone
Macroscopic image




Unevenness occurs in the illumination area with the 100W halogen ring lamp.

Light used: 100W halogen ring lamp



The surface of a workpiece is imaged evenly and brightly with the high-power dome light.

Light used: HPD-100RD



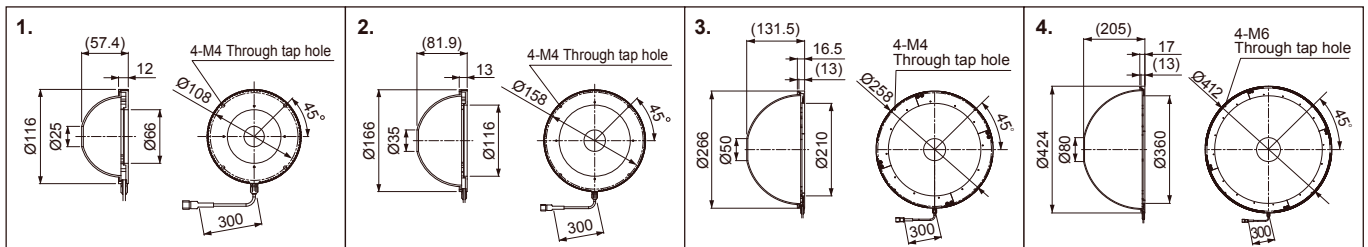
Product Lineup Table

Series	Direct Number	Model Name	Color	Power Consumption	Option	Dimension
HPD	1002935	HPD-100RD	●	24V/9.0W	—	1
	1002934	HPD-100SW	○	24V/14W		
	1002936	HPD-100BL	●	24V/14W		
	1002941	HPD-150RD	●	24V/16W	—	2
	1002940	HPD-150SW	○	24V/20W		
	1002942	HPD-150BL	●	24V/20W		
	1003214	HPD-250RD	●	24V/25W	—	3
	1003213	HPD-250SW	○	24V/37W		
	1003215	HPD-250BL	●	24V/37W		
	1003217	HPD-400RD	●	24V/25W	—	4
	1003216	HPD-400SW	○	24V/41W		
	1003218	HPD-400BL	●	24V/41W		

*HPD Series cannot be used in combination with CCS Strobe Power Supply Unit (PTU2 Series, etc.)

*The peak wavelength for Red lights is 625 nm. If a sharp-cut filter is required, use a R60 Filter (optional).

Dimensions (Unit: mm)



Example of surface-emitting dome light images

Images of appearance and printed date of food product

The surface of a workpiece cannot be irradiated uniformly with the LED ring light

Light used: LED ring light



The surface of a workpiece is imaged evenly and brightly with the high-power dome light.

Light used: HPD-150SW



Images of appearance of food product

Diffused LED light is not available to have a sufficient intensity level for 1/4000 sec of exposure time.

Light used: Diffused LED light



HPD-250SW has a sufficient intensity level as it is available to use even in 1/4000 sec of exposure time.

Light used: HPD-250SW

