



Line Lights

LN Series

Line-shaped, convergent-beam system

The convergent beam system uses a cylindrical lens to produce highly focused LED illumination.




LN-series Convergent Line Lights

Light from the chip LEDs inside the unit passes through the cylindrical lens and is formed into a high-intensity, tightly focused beam. The beam width can be adjusted by changing the End Unit. Units with 60-mm or 200-mm light-emitting surfaces are available. The LEDs comes in red, white, blue, or green.

High-output LN-HK Series

High output is achieved by the use of white power LEDs and a unique heat dissipating construction. Units with 60-mm or 200-mm light-emitting surfaces are available. The standard models come with white LEDs.

■ LN-60RD2 Illumination Image



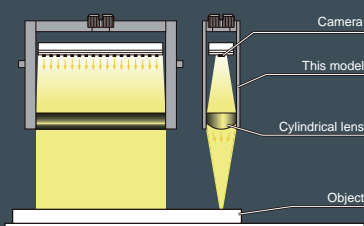
■ LN-200SW2-HK-STK Illumination Image



The LN-HK Series has an output that is high enough to replace halogen light sources. The LN-200SW2-HK-STK with a 200-mm light-emitting surface consumes only 22 W, which can provide a large energy savings. Running costs will also be reduced as LEDs have a long service life and they do not burn out like halogen lamps.

Illumination Structure of LN-60RD2

The workpiece is illuminated with high-luminosity light from chip LEDs that has been converged into a line by passing it through a cylindrical lens on the front.

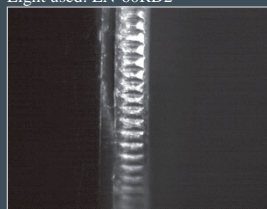


Examples of Convergent Beam Light Images

Inspecting the side of a coin

Convergent line light illuminates only the side of the coin.

Light used: LN-60RD2



Measurement inspection of connector pin widths

Only the tip of each connector pin is illuminated, enabling point inspection.

Light used: LN-60RD2



Surface inspection on glass surface.

Light is projected from side, thus illuminating scratch.

Light used: LN-60RD2



Product Lineup Table

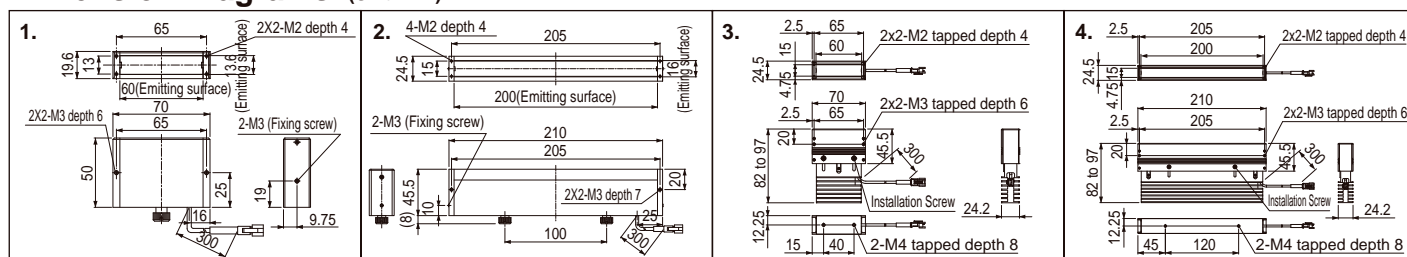
Series	Direct Number	Model Name	Color	Power Consumption	Option	Dimension
LN	—	LN-60RD2	●	24V / 2.1W	—	1
	1002132	LN-60A	TBD	12V / 2.2W		
	1006672	LN-60SW2	○	24V / 1.0W		
	1002131	LN-60-SW	TBD			
	—	LN-60BL2	●			
	1002129	LN-60-BL	TBD			
	—	LN-60GR2	●			
	1002130	LN-60-GR	TBD			
	1006418	LN-200RD2	●	24V / 3.1W	—	2
	1002115	LN-200	TBD	12V / 2.4W		
	1006419	LN-200SW2	○	24V / 3.1W		
	1002119	LN-200-SW	TBD	24V / 3.3W		
	1006420	LN-200BL2	●	24V / 3.1W		
	1002116	LN-200-BL	TBD	24V / 3.3W		
—	LN-200GR2	●	24V / 3.1W			
1002117	LN-200-GR	TBD	24V / 3.3W			

Series	Direct Number	Model Name	Color	Power Consumption	Option	Dimension
LN-HK	1006422	LN-60SW2-HK-STK	○	24V / 6.1W	—	3
	1003120	LN-60SW-HK-STK	TBD	24V / 22W	—	4
	1006421	LN-200SW2-HK-STK	○			
	1003067	LN-200SW-HK-STK	TBD			

Products with the "TBD" mark are scheduled to be discontinued.
Refer to the discontinued product information on the CCS website for specific discontinuation schedules.

*The peak wavelength of LN-60A (Red lights) is 647nm.

Dimension Diagrams (Unit: mm)



Typical Applications

