




Line Lights

LND Series

Ideal for web inspection and line-scan applications

Line illumination is produced using a high-density array of chip LEDs.



H Series with Light-emitting Width of 12 mm

The LND-H Series features a 12-mm wide light-emitting surface. Chip LEDs are arranged at high density. It has a narrower light-emitting width than the A Series, making it effective for illuminating specific areas.


Internal Structure of an LND-H Light



A Series with Light-emitting Width of 18 mm

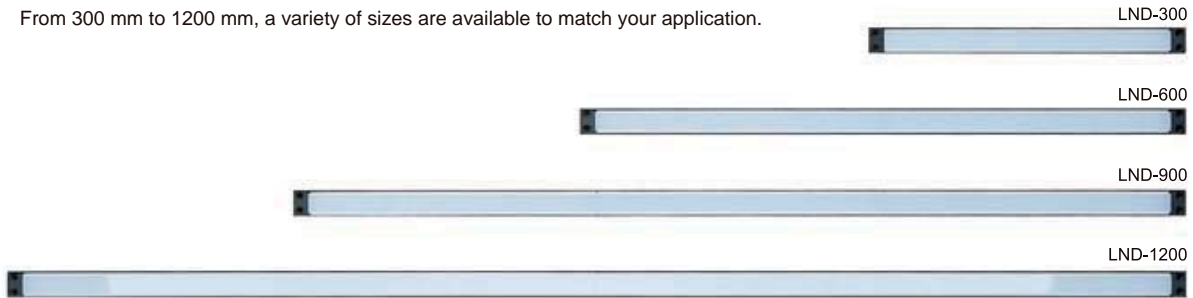
The LND-A Series features an 18-mm wide light-emitting surface, making it useful for overall illumination with diffused light.

Internal Structure of an LND-A Light



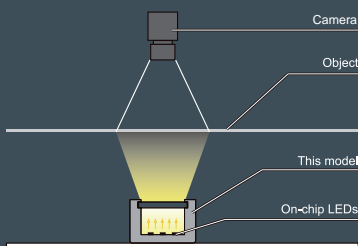
A variety of sizes are available

From 300 mm to 1200 mm, a variety of sizes are available to match your application.



Illumination Structure of LND-A

Light from the linear mounted on-chip LEDs passes through a diffusion plate to produce a long band of even illumination.



Examples of Line Light Images

Print Inspection

Printed material, 1150 mm in length, is evenly illuminated along its entire length with a 1200mm line light.

Light used: LND-1200A-DF



Defect Inspection

A line light is used to illuminate defects in wrapping, creating excellent contrast.


Light used: LND-300H-SW-DF



Web Defect Inspection

This shows how line illumination from above makes indentations clearly visible.

Light used: LND-300A-DF



Product Lineup Table

Series	Direct Number	Model Name	Color	Power Consumption	Option	Dimension
LND-A	1002161	LND-300A-DF	●	24V/7.2W	—	1
	1002164	LND-300A-SW-DF	○	24V/10W		
	1002160	LND-300A-BL-DF	●			
	1002163	LND-300A-GR-DF	●			
	1002189	LND-600A-DF	●			
	1002192	LND-600A-SW-DF	○	24V/22W	—	2
	1003388	LND-600A-GR-DF	●			
	1002212	LND-900A-DF	●	24V/22W	—	3
	1002214	LND-900A-SW-DF	○	24V/30W		
	1002211	LND-900A-BL-DF	●			
	1002213	LND-900A-GR-DF	●			
	1002135	LND-1200A-DF	●	24V/28W	—	4
	1002138	LND-1200A-SW-DF	○	24V/40W		
	1002592	LND-1200A-BL-DF	●			
1002136	LND-1200A-GR-DF	●				

Series	Direct Number	Model Name	Color	Power Consumption	Option	Dimension
LND-H	1002167	LND-300H-DF	●	24V/7.2W	—	5
	1002171	LND-300H-SW-DF	○	24V/13W		
	1002166	LND-300H-BL-DF	●			
	1002170	LND-300H-GR-DF	●			
	1002194	LND-600H-DF	●			
	1002198	LND-600H-SW-DF	○	24V/27W	—	6
	1002193	LND-600H-BL-DF	●			
	1002197	LND-600H-GR-DF	●			
	1002215	LND-900H-DF	●	24V/22W	—	7
	1002219	LND-900H-SW-DF	○	24V/40W		
	1002670	LND-900H-BL-DF	●			
	1002217	LND-900H-GR-DF	●			
	1002139	LND-1200H-DF	●	24V/29W	—	8

* LND-series Red Lights cannot be used with a CCS Strobe Power Supply (such as the PTU2 Series). The Lights can be turned ON and OFF with a normal Power Supply.
 * When the light-level is high and the light is left continually on, we recommend air-cooling the device by blowing air through the M5 hole.

Dimensions (Unit: mm)

